



THE BIOCHEMICAL SOCIETY

The Biochemical Society exists to advance the science of biochemistry through meetings and publications. Several meetings a year are held, each at a different place; original papers are presented and special topics are discussed at symposia and colloquia.

OFFICERS AND COMMITTEE: 1989–1990

Chairman

R. H. Burdon, F.R.S.E.

Treasurer

B. Spencer

Meetings Secretary

A. D. B. Malcolm

Publications Secretary

C. I. Pogson

Committee

H. Baum*†

R. J. Beynon

P. H. W. Butterworth

M. P. Coughlan

C. J. Coulson

P. J. England

R. B. Freedman

K. Gull

D. S. Jones

A. J. Kenny

R. D. Marshall

C. Rice-Evans

L. J. Rogers

K. Snell

A. J. Turner*‡

R. T. Walker

P. D. J. Weitzman

**Ex officio* Member of Committee

† Representative of Professional and Educational Committee

‡ Representative of Editorial Board of the *Biochemical Journal*

Executive Secretary: G. D. Jones (7 Warwick Court, London WC1R 5DP)

Persons interested in biochemistry are eligible for election as Members. Details of further facilities accorded to Members, and forms of application for membership, are available from the **Executive Secretary, The Biochemical Society, 7 Warwick Court, London WC1R 5DP** [01-242 1076 (4 lines)].


GENE EXPRESSION

— Regulation at the RNA and Protein Levels

Edited by J. Kay, F.J. Ballard and R.J. Mayer

204 pp. ISBN 0 904498 24 7 Price £35 (US \$65) BIOCHEMICAL SOCIETY SYMPOSIUM NO. 55

List of contents and authors: *Gene Expression and Differentiation in F9 Mouse Embryonal Carcinoma* by **Marilyn J. Sleight**; *Regulation of Genes Associated with Drug Metabolism* by **William H. Elliott, Brian K. May, Michael J. Bawden & Antony J. Hansen**; *Cloning and Expression of the Genes for Calpains and Calpastatins* by **Takashi Murachi, Emiko Takano, Masatoshi Maki, Yoshifumi Adachi & Masakazu Hatanaka**; *Peptide Signals for Protein Degradation within Lysosomes* by **J. Fred Dice & Hui-Ling Chiang**; *Haemopoietic Growth Factor Control of Normal and Neoplastic Cellular Proliferation* by **Antony W. Burgess, Jonathan Cebon & Sandra Smith**; *Nuclear Pre-mRNA Splicing in *Saccharomyces cerevisiae** by **Jean Beggs, Marie Losky & Gordon J. Anderson**; *Control of mRNA Stability During Development of *Dictyostelium discoideum** by **Giorgio Mangiarotti**; *Effects of Insulin-Like Growth Factors on Protein Metabolism: Why are some Molecular Variants more Potent?* by **F. John Ballard, Geoffrey L. Francis, Christopher J. Bagley, Laszlo Szabo & J. C. Wallace**; *Hormonal Regulation of Gene Expression* by **John W. Funder**; *Mechanisms by which Prolactin and Glucocorticoids Regulate Casein Gene Expression* by **Jeffrey M. Rosen, Patrick Poyet, Heather Goodman & Kuo-Fen Lee**; *Processing of the Polymeric Immunoglobulin Receptor* by **Roberto Solari, Esthor Schaerer, Corinne Tallichet, Liliane Racine & Jean-Pierre Kraehenbuhl**; *Experimental Characterization of the Autophagic – Lysosomal Pathway in Isolated Rat Hepatocytes* by **Paul B. Gordon, Gunn Ø. Kisen, Attila L. Kovacs & Per O. Seglen**; *The Molecular Chaperone Concept* by **R. John Ellis, Saskia M. Van Der Vies & Sean M. Hemmingsen**; *Protein Folding and Intracellular Transport: Studies on Influenza Virus Haemagglutinin* by **Mary-Jane Gething & Joe Sambrook**; *Role of Protein Disulphide-Isomerase in the Expression of Native Proteins* by **Robert B. Freedman, Neil J. Bullied, Hilary C. Hawkins & Jan. L. Paver**; *Intermediate Filament-Ubiquitin Diseases: Implications for Cell Sanitization* by **R. John Mayer, James Lowe, Graham Lennox, Michael Landon, Ken MacLennan & Fergus J. Doherty**; Subject index.




The Biochemical Society

P.O. Box 32, Commerce Way, Colchester CO2 8HP, U.K.

Telephone 0206 46351 Facsimile 0206-549331

GENE EXPRESSION



— Regulation at the RNA and Protein Levels

Edited by J. Kay, F.J. Ballard and R. J. Mayer

BIOCHEMICAL SOCIETY SYMPOSIUM NO. 55
204 pp. ISBN 0 904498 24 7 Price £35 (US \$65)

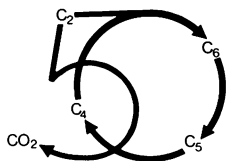
List of contents and authors: *Gene Expression and Differentiation in F9 Mouse Embryonal Carcinoma* by Marilyn J. Sleight; *Regulation of Genes Associated with Drug Metabolism* by William H. Elliott, Brian K. May, Michael J. Bawden & Antony J. Hansen; *Cloning and Expression of the Genes for Calpains and Calpastatins* by Takashi Murachi, Emiko Takano, Masatoshi Maki, Yoshifumi Adachi & Masakazu Hatanaka; *Peptide Signals for Protein Degradation within Lysosomes* by J. Fred Dice & Hui-Ling Chiang; *Haemopoietic Growth Factor Control of Normal and Neoplastic Cellular Proliferation* by Antony W. Burgess, Jonathan Cebon & Sandra Smith; *Nuclear Pre-mRNA Splicing in Saccharomyces cerevisiae* by Jean Beggs, Marie Lossky & Gordon J. Anderson; *Control of mRNA Stability During Development of Dictyostelium discoideum* by Giorgio Mangiarotti; *Effects of Insulin-Like Growth Factors on Protein Metabolism: Why are some Molecular Variants more Potent?* by F. John Ballard, Geoffrey L. Francis, Christopher J. Bagley, Laszlo Szabo & J. C. Wallace; *Hormonal Regulation of Gene Expression* by John W. Funder; *Mechanisms by which Prolactin and Glucocorticoids Regulate Casein Gene Expression* by Jeffrey M. Rosen, Patrick Poyet, Heather Goodman & Kuo-Fen Lee; *Processing of the Polymeric Immunoglobulin Receptor* by Roberto Solari, Esther Schaefer, Corinne Tallichet, Lilliane Racine & Jean-Pierre Kraehenbuhl; *Experimental Characterization of the Autophagic - Lysosomal Pathway in Isolated Rat Hepatocytes* by Paul B. Gordon, Gunn Ø. Kisen, Attila L. Kovacs & Per O. Seglen; *The Molecular Chaperone Concept* by R. John Ellis, Saskia M. Van Der Vies & Sean M. Hemmingsen; *Protein Folding and Intracellular Transport: Studies on Influenza Virus Haemagglutinin* by Mary-Jane Gething & Joe Sambrook; *Role of Protein Disulphide-Isomerase in the Expression of Native Proteins* by Robert B. Freedman, Neil J. Bulleid, Hilary C. Hawkins & Jan. L. Paver; *Intermediate Filament-Ubiquitin Diseases: Implications for Cell Sanitization* by R. John Mayer, James Lowe, Graham Lennox, Michael Landon, Ken MacLennan & Fergus J. Doherty; Subject index.



The Biochemical Society

BIOCHEMICAL SOCIETY SYMPOSIUM NO. 54

Krebs' Citric Acid Cycle — Half a Century and Still Turning



Edited by J. KAY and P. D. J. WEITZMAN

List of contents and authors:

Introductory remarks by H. L. Kornberg. *Evolutionary roots of the citric acid cycle in prokaryotes* by H. Gest. *Control of flux through the citric acid cycle and the glyoxylate bypass in Escherichia coli* by W. H. Holms. *Patterns of diversity of citric acid cycle enzymes* by P. D. J. Weitzman. *Molecular genetic aspects of the citric acid cycle of Escherichia coli* by J. S. Miles & J. R. Guest. *2-Oxo acid dehydrogenase multi-enzyme complexes: in the beginning and halfway there* by R. N. Perham, L. C. Packman & S. E. Radford. *Structural basis for regulation in Gram-negative bacterial citrate synthases* by H. W. Duckworth, D. H. Anderson, A. W. Bell, L. J. Donald, A. L. Chu & G. D. Brayer. *Regulation of the enzymes at the branchpoint between the citric acid cycle and the glyoxylate bypass in Escherichia coli* by H. G. Nimmo, A. C. Borthwick, E. M. T. El-Manshi, W. H. Holms, C. MacKintosh & G. A. Nimmo. *The subunits of succinyl-coenzyme A synthetase - function and assembly* by W. A. Bridger, W. T. Wolodko, W. Haerling, C. Upton, R. Majumdar & S. P. Williams. *The role of the citric acid cycle in fungal organic acid fermentations* by C. P. Kubicek. *Hormonal regulation of fluxes through pyruvate dehydrogenase and the citric acid cycle in mammalian tissues* by R. M. Denton, J. G. McCormack, P. J. W. Midgley & G. A. Rutter. *The role of the citric acid cycle in cells of the immune system and its importance in sepsis, trauma and burns* by E. A. Newsholme, P. Newsholme & R. Curi. *Enzyme-enzyme interactions as modulators of the metabolic flux through the citric acid cycle* by S. Beeckmans & L. Kanarek. *Organizational aspects of the citric acid cycle* by P. A. Srere, B. Sumegi & A. D. Sherry. *Compensatory regulation in metabolic pathways - responses to increases and decreases in citrate synthase levels* by K. Walsh, M. Schena, A. J. Flint & D. E. Koshland Jr. Subject index.

195 pp. ISBN 0 904498 22 0 £30.00 (US \$55.00)



Order from
THE BIOCHEMICAL SOCIETY BOOK DEPOT
PO Box 32, Commerce Way, Colchester CO2 8HP, Essex, U.K.

SENIOR BIOCHEMIST SAUDI ARABIA

The King Faisal Specialist Hospital and Research Centre in Riyadh, Saudi Arabia provides research facilities for a broad range of disorders which are prevalent in Saudi Arabia. Collaborating closely with the clinical departments in the 500 bed medical facility, the Hospital is one of the most prestigious and technically advanced in the Middle East.

A **Senior Biochemist** is needed with at least five years of experience in studying intermediary metabolism in cultured cells. This person should be able to conduct independent research on the oxidative metabolism of cultured cells to be able to synthesize and purify the substrates required and must have established credentials in this field.

Benefits include substantial tax savings, free furnished housing and air transportation, liberal vacation and holidays, education assistance for eligible dependent children and Educational leave for Ph.D's.

If you want more information on this unusual opportunity please send a detailed resume to: **EUROPE - HCA International Ltd., St. Christophers House, St. Christophers Place, London, England W1M 5HD; NORTH AMERICA - HOSPITAL CORPORATION INTERNATIONAL, 2515 Park Plaza, Nashville, TN 37203** or call toll-free **1-800-251-2561** in U.S., **1-800-342-2110** in Tenn., or **COLLECT at 615-320-2440** from Canada. HCI is an Equal Opportunity Employer.

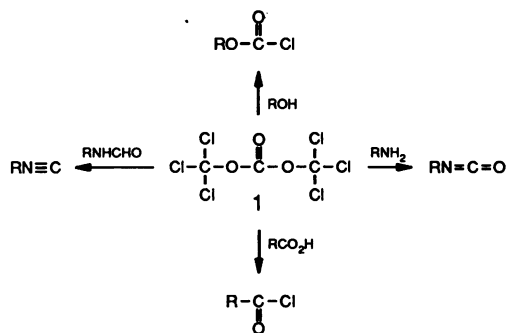
HOSPITAL CORPORATION INTERNATIONAL



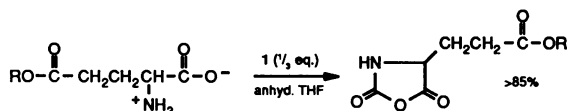
Triphosgene

Phosgene has long been of tremendous importance to organic chemists for a wide variety of synthetic applications (e.g., chloroformylation, carbonylation, chlorination and dehydration).¹ However, because of its highly toxic nature, phosgene gas is difficult to handle safely in the laboratory.

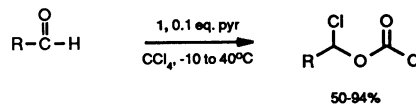
Triphosgene (1) is becoming increasingly important as a substitute for phosgene. **Triphosgene** is a white crystalline solid (mp 81-83 °C) that is safer and more convenient to handle, transport and store. Exact amounts may be weighed easily and used to perform desired chemical transformations.



Recently, **triphosgene** has been shown to react with several α -amino acids to give the corresponding N-carboxy anhydrides in good yields.²



Triphosgene has also been used as a less-hazardous phosgene source in the preparation of α -chloro chloroformates.³



References:

- 1) Eckert, H.; Forster, B. *Angew. Chem.* **1987**, *99*, 922 (*Angew. Chem., Int. Ed. Engl.* **1987**, *26*, 894).
- 2) Daly, W.H.; Pouché, D. *Tetrahedron Lett.* **1988**, *29*, 5859.
- 3) Coghlan, M.J.; Caley, B.A. *ibid.* **1989**, *30*, 2033.

33,075-2 Triphosgene, 98% (1) 5g \$19.00; 25g \$64.00
100g \$180.00

For more information on triphosgene, send for **Technical Information Bulletin No. AL-176**. Triphosgene is also available in bulk. For quotations, call our Bulk Sales Department at 800-255-3756.

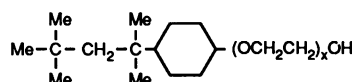
Triton® Reagents:

Versatile Biochemical Surfactants

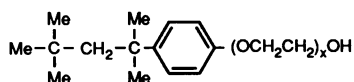
The Tritons are a series of nonionic detergents particularly suited for the extraction of protein components from cellular membranes.^{1,3} In addition to their biochemical usefulness, they are highly effective wetting agents and emulsifiers in polar solutions. They have also been utilized as surfactants in the emulsion polymerization of such monomers as acrylic and methacrylic esters and vinyl acetate. Triton X-100, reduced, offers the same extraction potential while minimizing UV absorption and fluorescence.⁴

References:

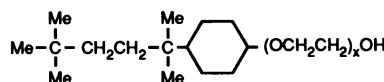
- 1) Cunningham, T.M.; Walker, E.M.; Miller, J.N.; Lovett, M.A. *J. Bacteriol.* **1988**, *170*, 5789.
- 2) Dentler, W.L. *J. Cell Biol.* **1988**, *107*, 2681.
- 3) Labeta, M.O.; Fernandez, N.; Festenstein, H. *J. Immunol. Methods* **1988**, *112*, 133.
- 4) Tiller, G.E.; Mueller, T.J.; Docktor, M.E.; Struve, W.G. *Anal. Biochem.* **1984**, *141*, 262.



30,041-1 Triton X-114, reduced [x = 8 (avg.)] 5g \$14.65
25g \$47.75
28,210-3 Triton X-100, reduced [x = 10 (avg.)] 5g \$15.90
25g \$52.00
30,312-7 Triton X-405, reduced [x = 40 (avg.)] 5g \$13.00
25g \$49.00



23,472-9 Triton X-100 [x = 10 (avg.)] 100mL \$5.00
500mL \$13.50
23,473-7 Triton X-405, 70% solution in water
[x = 40 (avg.)] 100mL \$5.40; 500mL \$8.25



30,313-5 Triton N-101, reduced [x = 9-10 (avg.)] 5g \$12.00
25g \$45.00

* Registered trademark of Rohm and Haas Co.



chemists helping chemists in research & industry

aldrich chemical co.

© P.O. Box 355, Milwaukee, Wisconsin 53201 USA • (414) 273-3850